



**NATIONAL COUNCIL OF
NONPROFITS**

National voice. State focus. Local impact.

Nonprofit Success: Leading in a Dynamic Landscape

Tim Delaney
President & CEO

Nonprofit Missouri & UMKC's Center for Nonprofit Leadership | Nov. 13, 2014

© 2014 National Council of Nonprofits | [@NatlCouncilNPs](https://twitter.com/NatlCouncilNPs)



NATIONAL COUNCIL OF NONPROFITS

National voice. State focus. Local impact.

the foraker group
Building Better Alaska's Prospects



25,000+
nonprofit
members

42 State
Associations &
Nonprofit Allies

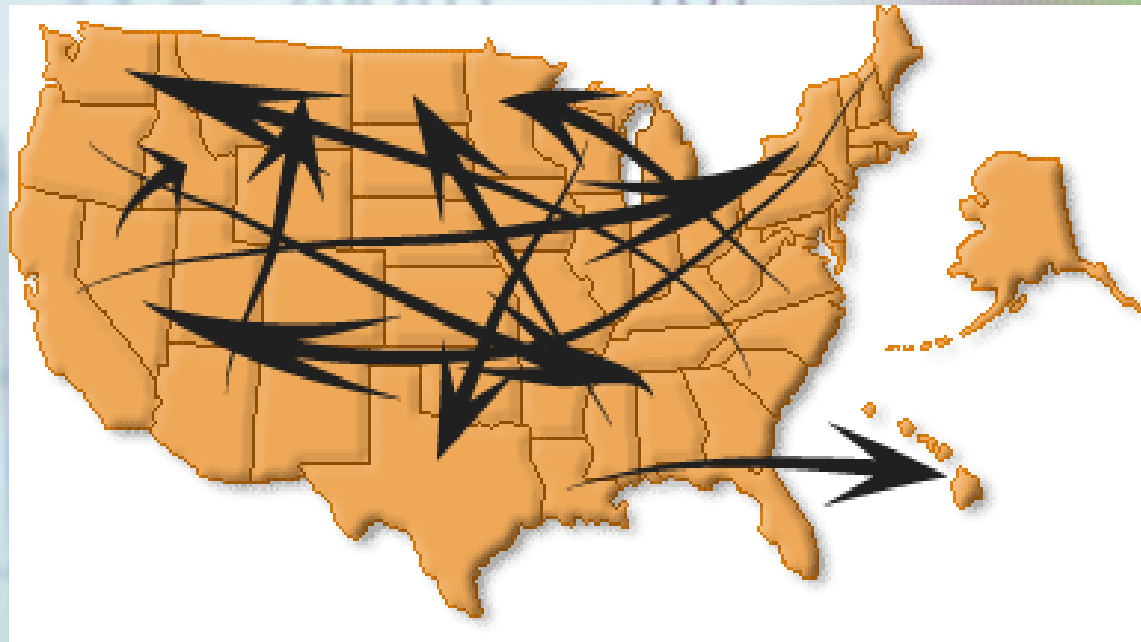
280+ Employees

500+ Board
members



Coast to Coast, Border to Border

Pattern Recognition



State of the Nonprofit Sector:

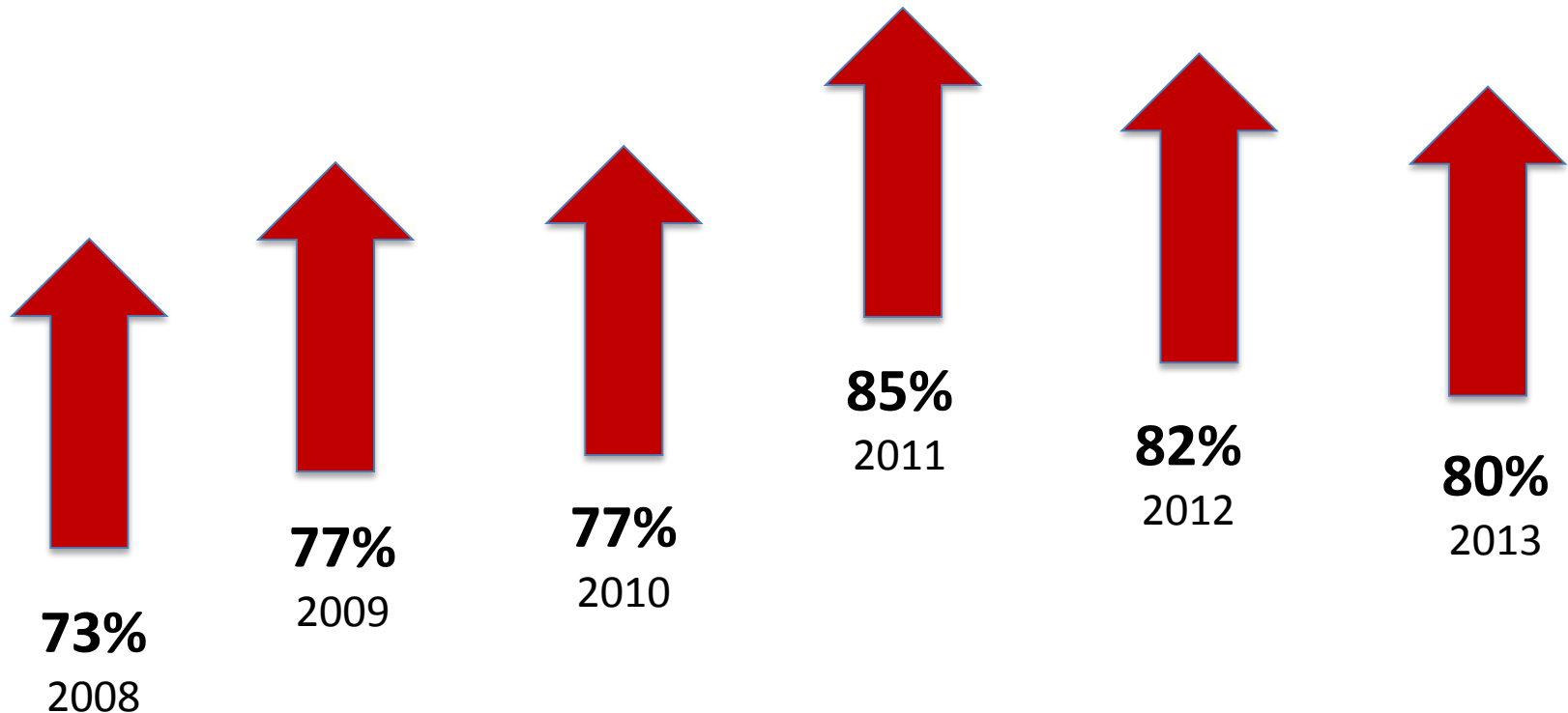
10 Trends & Threats



1

Increasing demands for services

Percent of nonprofits reporting an increase in demand for their services over the previous year

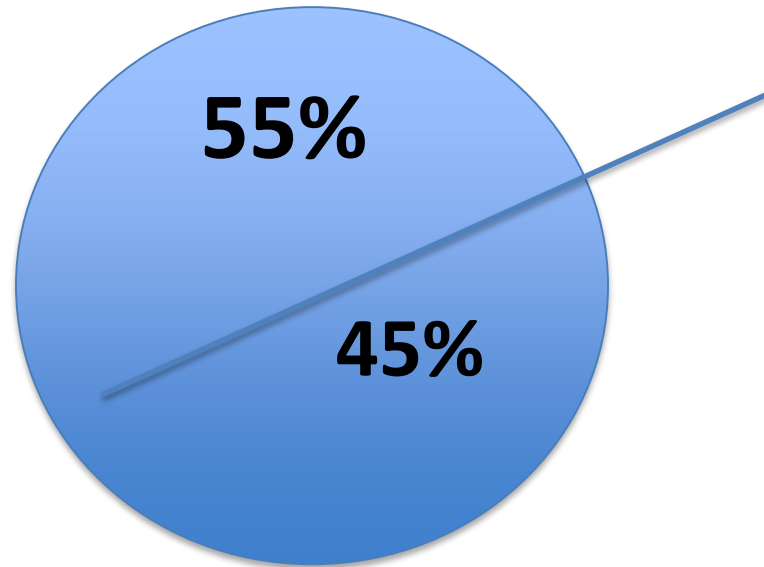


SOURCE: State of the Sector 2014, Nonprofit Finance Fund

2

Demands outpace resources

More than half of nonprofits reported they were unable to meet the demand for their services



SOURCE: State of the Sector 2014, Nonprofit Finance Fund

3 Lagging Economic Recovery

4 U.S. Economies, 4 Separate Recoveries




Wall Street →



Business Sector →



Government Sector →



Nonprofit Sector

Recognize the Lagging Ripples

4 Sources of Nonprofit Revenues



Sources: The Nonprofit Sector in Brief, National Center for Charitable Statistics, 2013 (2011 data); Giving USA 2012 (2011 data)

One-third of nonprofit community revenues ***earned*** from government contracts and grants.

5

Where the Action Is

Year	# of Laws Passed	
	U.S. Congress	State Legislatures
2011-2012		
2013-2014		

5

Where the Action Is

Year	# of Laws Passed	
	U.S. Congress	State Legislatures
2011-2012		
2013-2014		



5

Where the Action Is

Year	# of Laws Passed	
	U.S. Congress	State Legislatures
2011-2012	283	
2013-2014	140*	

* As of Sept. 9, 2014



5

Where the Action Is

Year	# of Laws Passed	
	U.S. Congress	State Legislatures
2011-2012	283	69,000+
2013-2014	140*	66,559*

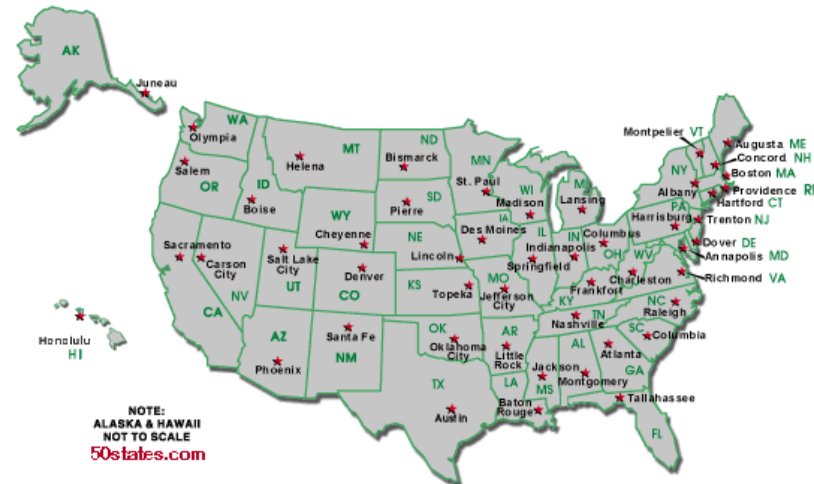
* As of Sept. 9, 2014



Where the Action Is

Year	# of Laws Passed	
	U.S. Congress	State Legislatures
2011-2012	283	69,000+
2013-2014	140*	66,559*

* As of Sept. 9, 2014



6+

A Mega-Trend/Threat:

Stealth Shift from Govt to Nonprofits

Affects ALL Nonprofits!

Off-loading
Programs




Taxes, Fees,
and PILOTs



Draining
Dollars



Contracting
Challenges



6 Off-loading/ Abandoning Programs

Expecting nonprofits and foundations to take over and run government programs for free.

cutting funding, not human need



states: eliminated/reduced services for:

- Mental illness
- Disabled
- Elderly
- Children

7 Taking Money from Missions

Ripping the Safety Net Held by Nonprofits

1. Imposing New **Taxes** (e.g., “sick bed”) and Eliminating Tax-Exempt Status (e.g., property tax, sales tax)
2. Assessing New “**Fees**” (e.g., sewer usage “fee” and streetlight “fee”)
3. Demanding “**PILOTs**” (Payments-in-Lieu-of-Taxes)
4. Latest trend → reassessing (“*are you charitable enough?*”)



8 Draining Philanthropic Assets

Indirectly taking \$\$\$ from nonprofit missions:

Creating Own Nonprofits

**Eliminating/Limiting
Giving Incentives**

Federal
States →

2013 “*March of the States*”

- Hawai'i
- Oregon
- Minnesota
- Kansas
- North Carolina



9 Withholding Money from Nonprofits

1. **Failure to Pay Full Costs** (e.g., GAO) 54% problem
2. **Changing the Agreement Mid-Stream** 43% problem
3. **Complexification of Application Process** 72% problem
4. **Complexification of Reporting** 72% problem
5. **Paying Late** 45% problem

Nonprofits *on average* owed:

- \$200,000+ by state governments; \$108,000 by federal, \$85,000 by local governments



10

Invading Nonprofit Independence



examples:

- **Executive Compensation**
(FL, MA, NJ, NY, NC, PA, +)
- **Public Records Law**
- **Mandated Board Training**

Action Steps

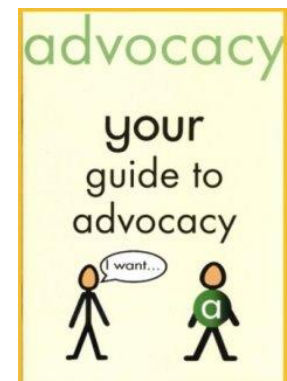


Get Involved in Public Policy



Reclaim Our Space

Advocacy Matters





WHY?

FUNDER

The False Lore of “No”
“I heard there could be problems”

The Power of Board Advocacy



www.StandForYourMission.org

Observations



Mary Hinde

President & CEO

Community Foundation of Northwest Missouri



United Way of
Greater Kansas City

Michelle Hogerty

COO

United Way of Greater Kansas City

Helping people.



United Way
of Greater St. Louis

Wray Clay

Vice President

United Way of Greater St. Louis